

Shape Coding

<http://www.moorhouseschool.co.uk/shape-coding>

SHAPE CODING™ colours

Noun / Pronouns

(boy, table, I)

Det / Possessive pronouns

(the, a, my)

Verb

(push, melt)

Adjective

(hard, sad)

Preposition

(in, through)

Adverb

(quickly, carefully)

Coordinating conjunction

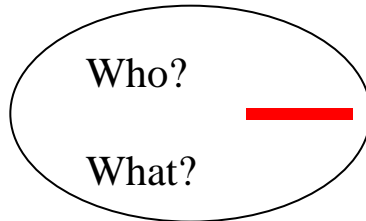
(and, but, or)

Subordinating conjunction

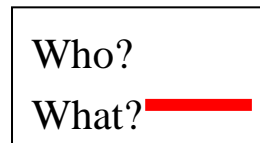
(because, if)

SHAPE CODING™ shapes

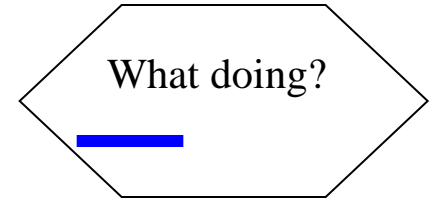
- Phrases grouped with shapes and linked with colour and a question
- ‘Subjects’ and ‘objects’ have different shapes



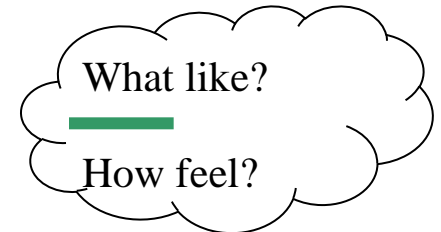
NP: Subject



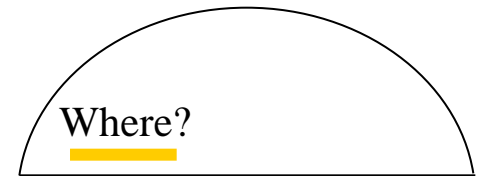
NP: Object



Verb Phrase

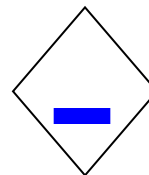
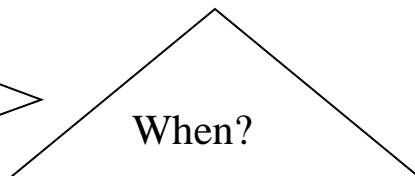
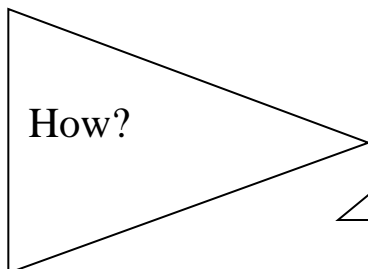


*Adjective
Phrase*



*Prepositional
Phrase*

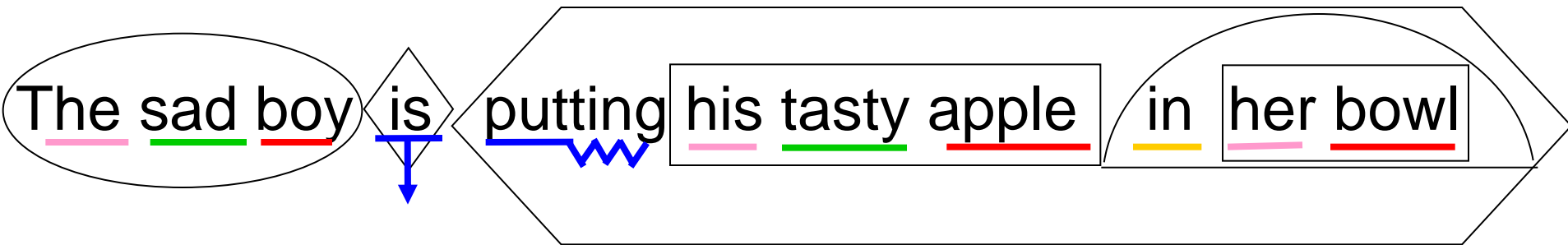
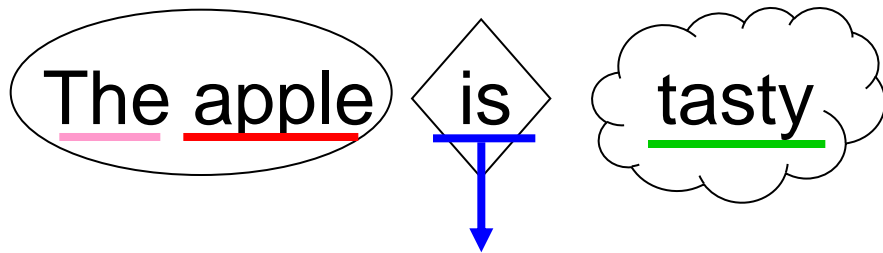
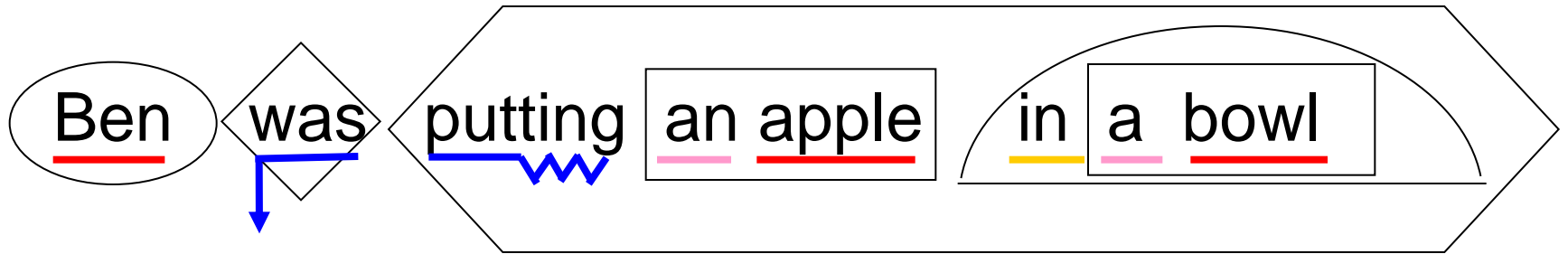
- Extra shapes



Aux or Modal



SHAPE CODING™ sentences



Subject verb agreement

- Double red line used for plural nouns and pronouns
- Double blue lines used for plural verb

The man is happy

He is happy

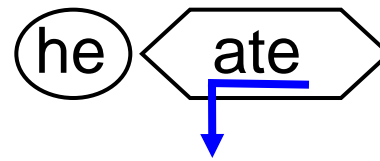
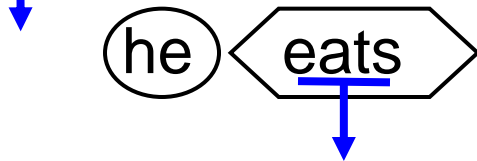
The men are happy

The man and the lady are happy

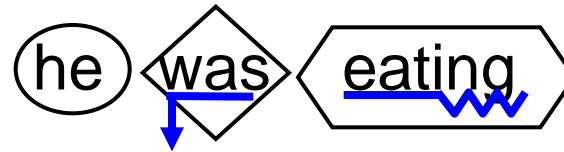
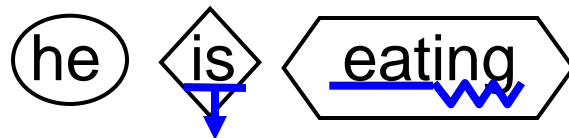
They are happy

Verb tenses

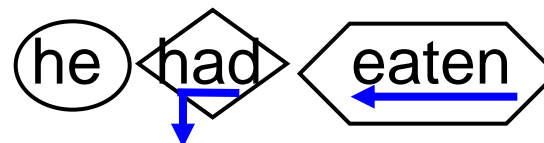

- Vertical arrow = finite verb (in the middle=present, left=past tense)



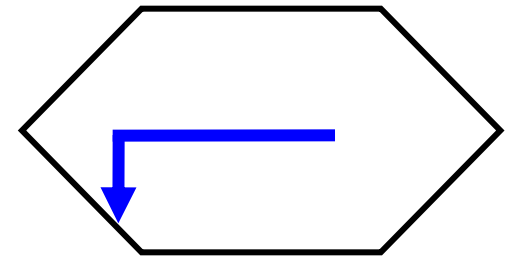
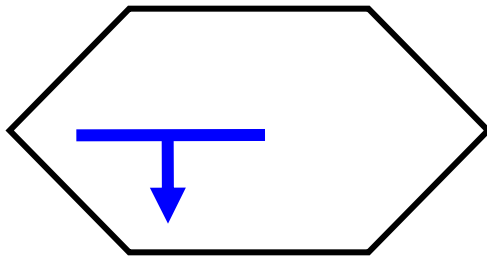
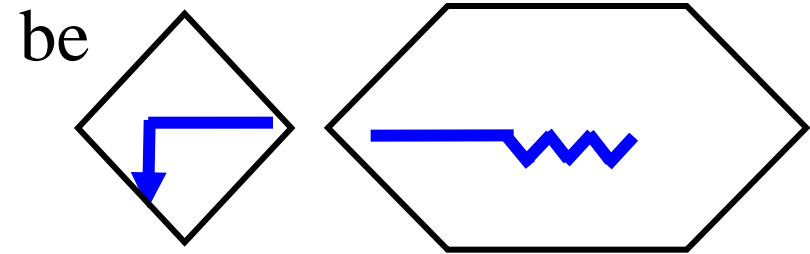
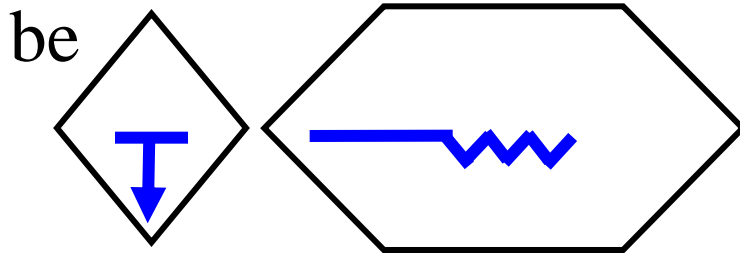
- zig-zag at right end = progressive participle



- horizontal arrow pointing left = past participle



Main morphological patterns



More information

Website

- CD of resources
- Information re courses
- References

www.moorhouseschool.co.uk/shape-coding

Discussion group

<http://groups.yahoo.com/group/shapcoding/>

Twitter and Facebook: @ShapeCoding